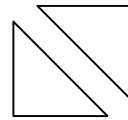


# Meadowside Mystery

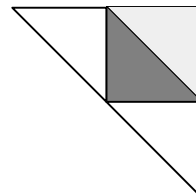
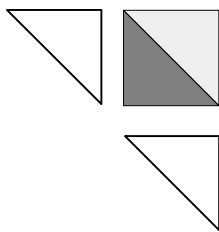
## Step Four

You will need 16 Fabric D/B HST units, the remaining 16 Fabric B  $3\frac{7}{8}$  inch squares and the 8 Fabric A  $6\frac{7}{8}$  inch squares.


1. Cut the 16 Fabric B  $3\frac{7}{8}$  inch squares in half diagonally.



2. Stitch these resulting triangles to either side of the HST units. Take great care to stitch them the right way round.



3. Cut the Fabric A  $6\frac{7}{8}$  inch squares in half diagonally.



4. Stitch these triangles to the units from step 2 above.

